












Child Care Time, Attendance and Payment (TAP) System Tools

Programs can choose to use all or some of these tools to track and manage attendance. The following is a chart that features each tool available for use.

| e | <p style="text-align: center;">KinderSign</p>  <p style="text-align: center;">Tablet</p> | <p style="text-align: center;">KinderSmart</p>  <p style="text-align: center;">Smart Phone</p> | <p style="text-align: center;">IVR (Interactive Voice Recognition)</p>  <p style="text-align: center;">Telephone</p> | <p style="text-align: center;">KinderConnect</p>  <p style="text-align: center;">Computer</p> |
|--|---|--|---|--|
| <p>Caretakers Parents or guardians of a child receiving publicly funded child care benefits and is authorized for care to this child care program</p> | <ul style="list-style-type: none"> • Touch Screen entry • Sign-in with own phone number and a 4-digit PIN#, created by the caretaker upon first check-in • Assign a Sponsor(s) to check their children in/out • Caretaker's children's names will display, can choose to check in/out all children with one click or each child individually • View payments made to program for the care of their children • View number of absent days used | <ul style="list-style-type: none"> • Download app to phone, free of charge • App will work on any smart phone • Scan the QR code to record attendance  • Click to record attendance for all children or each child individually • View payments made to program for the care of their children • View number of absent days used | <ul style="list-style-type: none"> • Call the IVR, enter 4-digit PIN# and record attendance | <ul style="list-style-type: none"> • View attendance data for their children at a secure website • Approve program made edits on their child's case |
| <p>Sponsor A relative or friend that the Caretaker allows to check their children in and out of care</p> | <ul style="list-style-type: none"> • Touch Screen entry • Sign-in with own phone number and a 4-digit PIN#, created by the sponsor upon first check-in • Names of all children the sponsor is authorized to check in/out of care will display, sponsor can choose to check in/out all children with one click or each child individually | <ul style="list-style-type: none"> • Download app to phone, free of charge • App will work on any smart phone • Scan the QR code to record attendance  • Click to record attendance for all children choose individually | <ul style="list-style-type: none"> • Call the IVR, enter 4-digit PIN# and record attendance | <ul style="list-style-type: none"> • Sponsors will not have access to a secure website • Sponsor cannot approve program entered attendance |

Child Care Time, Attendance and Payment (TAP) System Tools

| | <p style="text-align: center;">KinderSign</p>  <p style="text-align: center;">Tablet</p> | <p style="text-align: center;">KinderSmart</p>  <p style="text-align: center;">Smart Phone</p> | <p style="text-align: center;">IVR (Interactive Voice Recognition)</p>  <p style="text-align: center;">Telephone</p> | <p style="text-align: center;">KinderConnect</p>  <p style="text-align: center;">Computer</p> |
|---|--|---|---|--|
| <p>Program The child care program that is authorized to provide child care services and be paid through the publicly funded child care program</p> | <ul style="list-style-type: none"> • Vendor will provide, free of charge, a Samsung tablet to each program • Vendor will provide, free of charge, a stand to lock the tablet into for security purposes • App will work on iPad or Android tablet if program elects to use their own • Need wi-fi to submit attendance when using KinderSign • Use in “Store and Forward” mode and connect to wi-fi later to submit attendance data for payment processing • Tablet provided will only have attendance app and “Rescue Me” app loaded so Controltec help desk can assist providers | <ul style="list-style-type: none"> • Will be given a QR code to print and post in a common area  | <ul style="list-style-type: none"> • If program has no access to wi-fi, families will need to use their smart phone or the program’s phone to enter attendance information | <ul style="list-style-type: none"> • View, edit and submit attendance data at a secure website for payment with internet or internet and wi-fi • Need internet access, either at program location or other location, to submit attendance for payment processing • Register caretakers, sponsors and children into the system |